



## J THOMAS & COMPANY PRIVATE LIMITED

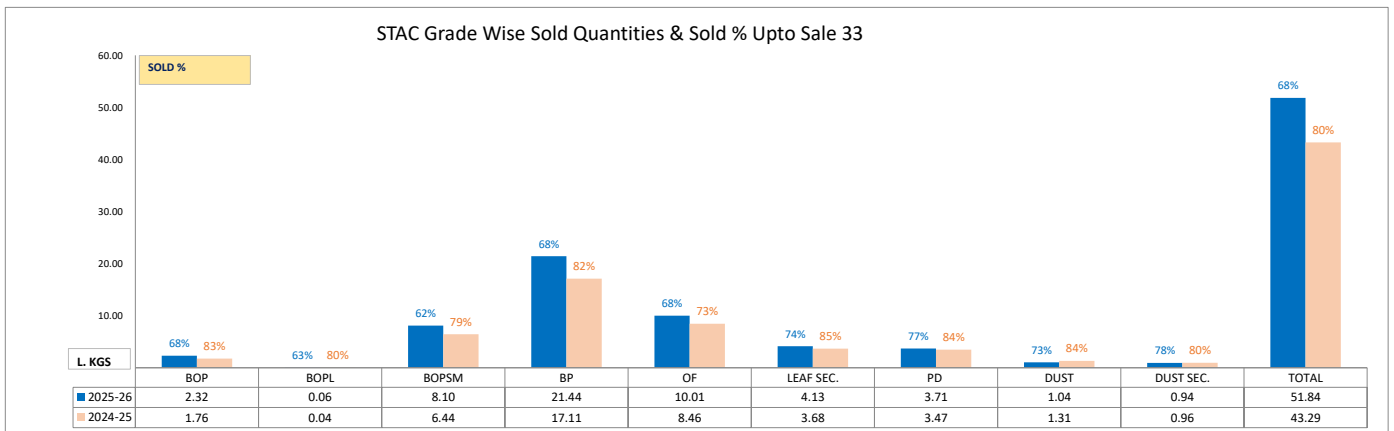
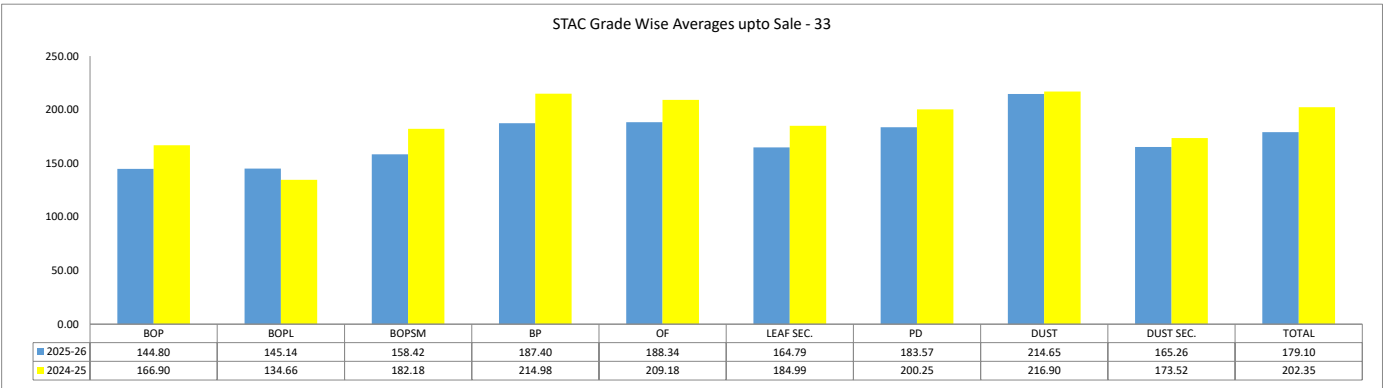
SILIGURI MARKET SYNOPSIS - SALE 33 (2025)

Market Report	
LEAF	DUST
<ul style="list-style-type: none"> <li>* Market witnessed good demand.</li> <li>* Good and Best sorts sold at easier levels.</li> <li>* Medium and Plainer teas were irregular around last.</li> <li>* Browner varieties were discounted and noticed withdrawals.</li> </ul>	<ul style="list-style-type: none"> <li>* Market witnessed good demand.</li> <li>* Good and Best sorts sold at irregular levels following quality.</li> <li>* Medium and Plainer teas followed a similar trend.</li> </ul>

Buying Analysis	
LEAF	DUST
<ul style="list-style-type: none"> <li>* Internal Mainstay.</li> <li>* Western India Operated.</li> <li>* HUL / TCPL Limited enquiry.</li> <li>* Export Selective</li> </ul>	<ul style="list-style-type: none"> <li>* Internal Mainstay.</li> <li>* TCPL/HUL Selective.</li> <li>* Western India Good support.</li> </ul>

AUCTION AVERAGES									
	2025/26			2024/25			UPTO SALE 33		
	Sale 33	Sale 32	+/-	Sale 33	Sale 32	+/-	2025/26	2024/25	2023/24
LEAF	152.22	162.66	-10.43	215.60	196.17	19.43	178.22	202.77	177.73
DUST	170.86	173.24	-2.38	216.76	202.30	14.46	186.20	199.60	174.69
<b>TOTAL</b>	<b>153.94</b>	<b>163.81</b>	<b>-9.88</b>	<b>215.74</b>	<b>197.05</b>	<b>18.70</b>	<b>179.10</b>	<b>202.35</b>	<b>177.39</b>

STAC AUCTION AVERAGES									
SALE		26	27	28	29	30	31	32	33
LEAF	2025/26	180.22	173.52	169.15	171.13	167.17	169.28	162.66	152.22
	2024/25	232.56	231.76	216.29	197.16	191.42	194.58	196.17	215.60
DUST	2025/26	181.97	181.49	181.36	177.22	178.66	175.10	173.24	170.86
	2024/25	209.82	215.97	210.43	200.03	197.30	200.93	202.30	216.76
TOTAL	2025/26	180.41	174.47	170.51	171.87	168.45	169.82	163.81	153.94
	2024/25	212.71	229.00	229.30	215.30	192.18	195.37	197.05	215.74

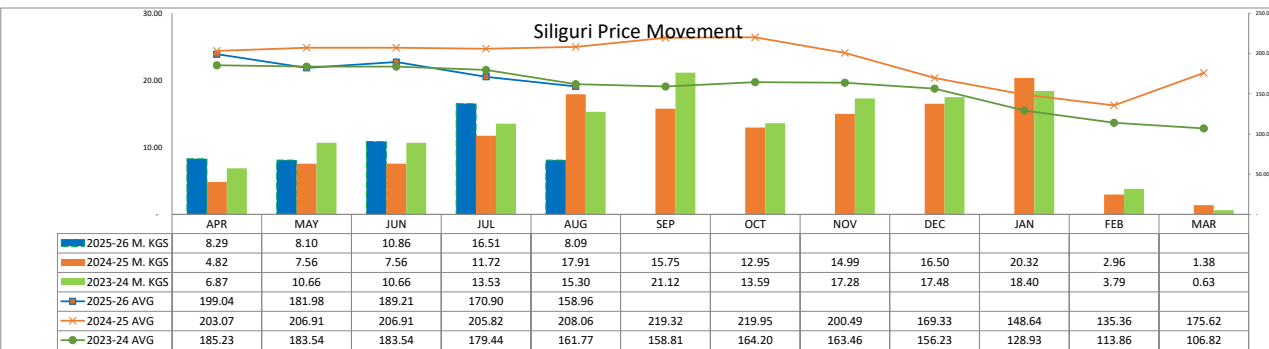


OFFER / SOLD QUANTITY & AVERAGE PRICE (2025/26)												
BROKERS	THIS SALE				LAST SALE				UPTO SALE 33			
	OFFERED	SOLD	AVG.	OUT %	OFFERED	SOLD	AVG.	OUT %	OFFERED	SOLD	AVG.	OUT %
BROKERS	3474519	2458550	150.85	29%	3446517	2530831	159.84	27%	48027598	31938336	176.87	34%
FANNINGS	1131390	751598	165.38	34%	1182290	822429	175.85	30%	14758170	10074104	188.01	32%
LEAF SEC.	501670	399889	135.97	20%	430887	314341	150.82	27%	5589490	4129000	164.79	26%
<b>LEAF TOTAL</b>	<b>5107579</b>	<b>3610037</b>	<b>152.22</b>	<b>29%</b>	<b>5059694</b>	<b>3667601</b>	<b>162.66</b>	<b>28%</b>	<b>68375258</b>	<b>46141440</b>	<b>178.22</b>	<b>33%</b>
DUST	THIS SALE				LAST SALE				TO DATE			
	OFFERED	SOLD	AVG.	OUT %	OFFERED	SOLD	AVG.	OUT %	OFFERED	SOLD	AVG.	OUT %
DUST	414462	294311	177.38	29%	482927	381423	177.33	21%	6238033	4759198	190.33	24%
DUST SEC.	100101	71135	143.87	29%	88979	68760	150.59	23%	1206991	937901	165.26	22%
<b>DUST TOTAL</b>	<b>514563</b>	<b>365446</b>	<b>170.86</b>	<b>29%</b>	<b>571906</b>	<b>450183</b>	<b>173.24</b>	<b>21%</b>	<b>7445024</b>	<b>5697099</b>	<b>186.20</b>	<b>23%</b>
<b>TOTAL</b>	<b>5622142</b>	<b>3975483</b>	<b>153.94</b>	<b>29%</b>	<b>5631600</b>	<b>4117784</b>	<b>163.81</b>	<b>27%</b>	<b>75820282</b>	<b>51838539</b>	<b>179.10</b>	<b>32%</b>

OFFER / SOLD QUANTITY & AVERAGE PRICE												
LEAF	THIS SALE				LAST SALE				UPTO SALE 33			
	OFFERED	SOLD	AVG.	OUT %	OFFERED	SOLD	AVG.	OUT %	OFFERED	SOLD	AVG.	OUT %
2025-26	5107579	3610037	152.22	29%	5059694	3667601	162.66	28%	68375258	46141440	178.22	33%
2024-25	3707697	3114983	215.60	16%	3366222	2766862	196.17	18%	47111636	37544608	202.77	20%
DUST	THIS SALE				LAST SALE				TO DATE			
	OFFERED	SOLD	AVG.	OUT %	OFFERED	SOLD	AVG.	OUT %	OFFERED	SOLD	AVG.	OUT %
2025-26	514563	365446	170.86	29%	571906	450183	173.24	21%	7445024	5697099	186.20	23%
2024-25	511731	451874	216.76	12%	511269	462303	202.30	10%	6905113	5746634	199.60	17%
TOTAL	THIS SALE				LAST SALE				TO DATE			
	OFFERED	SOLD	AVG.	OUT %	OFFERED	SOLD	AVG.	OUT %	OFFERED	SOLD	AVG.	OUT %
2025-26	5622142	3975483	153.94	29%	5631600	4117784	163.81	27%	75820282	51838539	179.10	32%
2024-25	4219428	3566858	215.74	15%	3877491	3229166	197.05	17%	54016750	43291242	202.35	20%

% OF TEAS SOLD	PRICE RANGE									
	LEAF					DUST				
	2025/26		UPTO SALE 33			2025/26		UPTO SALE 33		
	Sale 33	Sale 32	2025/26	2024/25	2023/24	Sale 33	Sale 32	2025/26	2024/25	2023/24
BELOW 100	34.3	36.3	15.6	1.4	2.3	8.9	12.7	6.7	1.8	1.7
BETWEEN 100.00-119.99	18.6	12.2	21.9	9.0	32.4	17.4	16.2	17.2	8.8	18.1
BETWEEN 120.00-139.99	4.9	4.6	12.9	19.7	10.1	12.5	8.1	13.5	12.2	12.4
BETWEEN 140.00-159.99	3.6	3.5	4.1	10.2	4.9	8.9	7.9	7.4	8.6	11.5
BETWEEN 160.00-179.99	5.1	3.6	3.4	7.0	5.1	8.0	6.7	6.1	7.5	11.9
BETWEEN 180.00-199.99	3.8	4.0	2.9	4.5	5.8	7.1	6.8	4.9	8.1	10.1
BETWEEN 200.00-219.99	8.0	5.4	4.4	5.5	7.2	8.9	12.7	7.1	10.9	10.8
BETWEEN 220.00-239.99	6.3	8.4	5.7	7.0	8.5	11.7	11.2	9.8	11.7	9.9
BETWEEN 240.00-259.99	6.2	8.3	6.8	8.3	7.6	9.3	10.6	8.7	11.0	6.1
BETWEEN 260.00-279.99	4.1	6.6	6.7	8.2	6.1	6.0	4.1	6.8	9.3	3.7
BETWEEN 280.00-299.99	2.4	3.0	5.0	6.4	4.3	0.9	1.8	4.2	5.8	2.8
300 AND ABOVE	2.6	4.2	10.6	12.6	5.8	0.4	1.2	7.5	4.4	1.0

SALE NO	FUTURE FRESH OFFERING (IN PACKAGES)								
	THIS YEAR-2025			LAST YEAR-2024			DIFFERENCE		
	LEAF	DUST	TOTAL	LEAF	DUST	TOTAL	LEAF	DUST	TOTAL
33	132073	13025	145098	105905	9185	115090	26168	3840	30008
34	122425	16084	138509	125006	9783	134789	-2581	6301	3720
35	110697	14246	124943	124831	11089	135920	-14134	3157	-10977
<b>TOTAL</b>	<b>365195</b>	<b>43355</b>	<b>408550</b>	<b>355742</b>	<b>30057</b>	<b>385799</b>	<b>9453</b>	<b>13298</b>	<b>19031</b>



STAC BUYING (ALL TEAS) FOR THE SALE 33												
OFFER	CTC LEAF			DUST			TOTAL					
	KGS	AVG	%	KGS	AVG	%	KGS	AVG	%			
OFFER	5,107,579			514,563			5,622,142					
SOLD	3,610,037			365,446			3,975,483					
SOLD %	71%			71%			71%					
ZONE												
Local	1,381,483.4	154.39	38%	Local	96,885.7	169.34	27%	Local	1,478,369.1	155.37	37%	
N.India	619,538.0	160.88	17%	N.India	82,801.2	144.07	23%	N.India	672,104.9	162.97	17%	
W.India	380,038.6	145.08	11%	Others	71,849.9	216.47	20%	W.India	462,839.8	144.90	12%	
Packeteers	324,421.0	126.70	9%	N.India	52,566.9	187.62	14%	Packeteers	339,416.5	127.09	9%	
R.Pack	283,303.0	224.99	8%	Packeteers	14,995.5	135.49	4%	R.Pack	289,081.8	223.00	7%	
Others	188,848.6	155.31	5%	TCPL	14,214.4	153.97	4%	Others	260,698.5	172.17	7%	
TCPL	173,598.6	100.21	5%	HUL	11,276.1	136.97	3%	TCPL	187,813.0	104.28	5%	
HUL	141,705.6	102.91	4%	C.India	7,730.6	179.02	2%	HUL	152,981.7	105.42	4%	
Exports	74,968.8	110.01	2%	R.Pack	5,778.8	125.15	2%	Exports	79,747.7	110.26	2%	
C.India	29,291.4	191.21	1%	Exports	4,778.9	114.25	1%	C.India	37,022.0	188.67	1%	
S.India	7,755.0	111.34	0%					S.India	7,755.0	111.34	0%	
<b>TOTAL</b>	<b>3,610,037</b>	<b>152.22</b>		<b>TOTAL</b>	<b>365,446</b>	<b>170.86</b>		<b>TOTAL</b>	<b>3,975,483</b>	<b>153.94</b>		

DOOARS BATTING ORDER (STAC+CTTA) UPTO SALE 33				
MARK	2025-26		2024-25	
	KGS	AVG	KGS	AVG
KARTICK	202283.60	354.19	115,641.70	368.72
BINAGURI	442765.50	341.97	413,736.60	307.77
ARYAMAN	58618.00	331.08		
RYDAK	254363.50	327.31	254,343.60	327.48
NEPUCHAPUR	183212.50	324.81	198,913.00	307.29
GHATIAROYAL	124771.70	324.21	42,399.70	309.71
HOPE	156568.70	317.51	231,749.20	309.54
JITI	332631.10	317.06	416,536.40	307.93
BARADIGHI	227829.00	316.13	195,885.60	323.71
GULMA	360693.50	314.23	185,550.20	324.52
LAKHIPARA	107838.90	313.67	6,772.80	269.07
BHATKAWA	110270.40	311.85	104,182.40	316.81
KARALAVALLEYROYAL	132993.20	309.92	120,099.20	287.94
CHULSA	58940.90	308.26	150,292.80	333.55
PAHARGOOMIAH	285365.80	307.78	242,845.30	297.15
MORAGHAT	289534.70	304.04	354,179.90	303.22
MAINAKROYAAL	54792.00	302.18	28,274.30	291.31
KUMARGRAM	176220.00	299.72	309,317.80	304.10
GOPALPUR	150076.00	298.67	166,796.90	270.04
DALGAON	307621.90	295.65	303,688.30	313.93
MEENGAS	376493.20	293.61	310,880.53	291.62
SANKOS	276534.30	292.79	447,508.20	297.55
ZURRENTEE	168849.70	291.26	129,267.40	287.04
LEESHRIVER	424560.70	289.82	279,951.10	297.30
DANGUJHAR	323749.00	288.58	385,883.50	299.62

Follow us on:

